



# The Wonthaggi Woody

ISSUE

205

March

2024

[www.wonthaggiwoodcrafters.com.au](http://www.wonthaggiwoodcrafters.com.au)


Wonthaggi Woodcrafters  
P. O. Box 477 Wonthaggi 3995  
Jean Melzer Centre  
239 White Road  
Wonthaggi 3995

## COMMITTEE:

### PRESIDENT:

Neil Lenne - 0417 343112

### VICE PRESIDENT:

Lex Van Saane - 0417 010 941

### SECRETARY:

Alan Hurst - 0427 393 234

### TREASURER:

Frank Kisvarda - 0418 177505

## COMMITTEE MEMBERS:

Stephen Edge - 0404 252 470

Syd Gordon - 0434 614 573

Tina Kalivas - 0425 701 629

Peter Myers - 0413 122 103

Amanda Robbins - 0423 054 756

Hartley Tobin - 0400 359 976

## General Email

[wonthaggiwoodcrafters@gmail.com](mailto:wonthaggiwoodcrafters@gmail.com)

## Website

[www.wonthaggiwoodcrafters.com.au](http://www.wonthaggiwoodcrafters.com.au)

## Facebook

[www.facebook.com/wonthaggiwoodcrafters](http://www.facebook.com/wonthaggiwoodcrafters)

## Secretary

[woodiessec@gmail.com](mailto:woodiessec@gmail.com)

## Newsletter

[woodiesnews@gmail.com](mailto:woodiesnews@gmail.com)

## DIARY 2024

March 4th - Committee Meeting

March 11th - Members' Meeting

March 21st - Bunnings Easter Family Night

March 30th & 31st - Easter Shop

March 31st - Annual Fees due - \$70

April 1st - Committee Meeting

April 7th - Bunnings Sausage Sizzle

April 8th - Members' Meeting

May 6th - Committee Meeting

May 13th - Members' Meeting

May 26th - Bunnings Sausage sizzle

June 3rd - Committee Meeting

## WOODIES WORKSHOP SESSIONS

### WOODTURNING: Regular Sessions

Monday 9 am to 12 noon	- Hartley Tobin:	5997 6328
	Neil Lenne:	5678 5736
	Neil Bateman:	5672 3229
Monday 1pm to 4pm	John DiStefano:	0482 173 799
Monday 5 pm to 8 pm	- Michael Bladen:	0428 270 850
Wednesday 1pm to 4pm	- Lionel Wood:	0409 695 950
Friday 9 am to 12 noon	- Hartley Tobin:	5997 6328
	Neil Lenne:	5678 5736
	Neil Bateman:	5672 3229

### SEGMENTED TURNING: Regular Sessions

Friday 9am to 12 noon	- Grant Crocker	0418 121 592
-----------------------	-----------------	--------------

### WOODTURNING: On-demand Sessions

Friday 1pm to 4pm	Hartley Tobin:	5997 6328
-------------------	----------------	-----------

### TOY GROUP: Regular Sessions

Tuesday 9am to 4pm	- Peter Myers	0413 122 403
--------------------	---------------	--------------

### PYROGRAPHY: Regular Sessions

Friday 1pm to 4 pm	- Michael Bladen:	0428 270 850
--------------------	-------------------	--------------

### SCROLL SAWING: Regular Sessions

Wednesday 9 m to 12 noon	- Lionel Wood:	0490 695 950
--------------------------	----------------	--------------

### BANDSAW BOX MAKING: On-demand Sessions

Monday 1pm to 4 pm	- Marion Kerry:	0409 010 843
--------------------	-----------------	--------------

### JOINERY: Regular Sessions

Thursday 9am to 12 noon	- Syd Gordon	0434 614 573
-------------------------	--------------	--------------

### JOINERY: On-demand Sessions

Thursday 1pm to 4pm	- Syd Gordon	0434 614 573
Wednesday 1pm to 4pm	- Syd Gordon	0434 614 573

### CARVING: Regular Sessions

Friday 9am to 12 noon	- Harry Smith:	5674 8078
	Lionel Wood:	0490 695 950

## PRESIDENT'S MESSAGE



Hi everyone and welcome to the March newsletter, I would like to welcome new members who have joined since the last newsletter. We have a few members that are unwell at the moment and we wish them a speedy recovery.

Just a reminder that we are having an Easter shop at the club rooms for two days on Saturday and Sunday from 10 to 4, so I suggest you start to get your things ready. We will be setting up the turning room as we did for Christmas. Set up will be on the Friday and you will pick your things up the following Monday. A reminder that if you put things into the shop you must put your name on the roster and help set up the shop as well. PLEASE fill out the Sale Sheets and your cards correctly so there are no problems for the person that is marking off the cards and the Sale Sheets as well as for the Treasurer who has to deal with the errors.

The club has new stocks of sandpaper, EEE, Glow and Super glue for you to buy at wholesale prices, so see the supervisor if you need some. All sessions are ticking along very nicely at the moment which is good to see.

We have a Bunnings Sausage Sizzle on 7th April and we need some more volunteers as the money that is raised from the barbecues assists everybody within the club. For instance, consumables used in workshops such as sandpaper discs and belts, super glue and band saw blades.

*Cont. Page 2*

*A reminder to everyone who uses the lathes to make sure they are turned back to speed 0 when you have finished. Also check they are not spindle locked. If you do lock the spindle to take the chuck off, remember to unlock it afterwards. This is the responsibility of the person using the lathe in each session - not the Supervisor. When cleaning up, make sure you clean the common areas as well as close to your machine.*

*With some luck we will have our shipping container on site soon and we can start to use it for storage, and re-arranging workshops a bit. Thanks to Frank Kisvarda for organising this. I think I have said enough for now.*

*Cheers Neil.*



## CURRENT NEWS

**Easter Shop** - Because of the success of the Christmas Shop, the Committee has decided to run an Easter Shop on Saturday 30th and Sunday 31st March. It will be held at the Club, under the same conditions as at the Christmas Shop. The roster is now on the noticeboard. If you wish to sell, make sure you put your name down to help out. The shop will be open from 10am to 4pm daily. Set up and drop off will be on Easter Friday. You may leave items at the Club on Thursday, but let a Supervisor know, ensure they are in a named box, and that fully completed sales cards and sheets are attached.

**New Sales Cards** - A new batch of cards has been purchased and are available in the meeting room, (see what it looks like at bottom of page 5). There are some changes - they are a little larger and there is space for the member's name on both sides. **Please only take the amount you will use NOW.**

At the Christmas sale, unfortunately there were numerous errors on cards and far too many without full details. We don't want to have to refuse/remove items because cards/sheets are incorrect, but please be considerate of those on duty and the Treasurer who have to unfairly interpret and make adjustments. If possible attach the card to your work - by sticky tape, rubber band, string, etc. It can save a lot of time by preventing things from being separated. Also if possible, write your name on the bottom of items.

CHECK YOUR SALES SHEETS AND CARDS TWICE TO MAKE SURE ALL DETAILS ARE SHOWN AND CORRECT.

**Shipping container** - We have received \$1000 from Bendigo Bank and the foundations are completed. The container has been ordered and will be delivered in the next fortnight. It will be used for storage of wood and other items that are cluttering our workshops. There will be substantial manoeuvring of things, but it will create more practical space.

## CURRENT NEWS cont.

Working bees and support will be required for the transfer of materials, shelving and equipment, as well as painting and general fitout. When we have set things up ready to start we will let all members know what/when help would be appreciated.

**New Workshop proposal** - The planning is well underway. We now have professionally drawn plans and the next stage is to get engineering advice and then building approval. We already have both BCAL and BC Shire permission. Attached to the south side of the current machinery shed, it will allow for more space for major equipment and benches to better cater especially for toy, carving, joinery & segmented turning groups. We then need to apply for a Grant later in the year to go forward.

**Bunnings Sausage Sizzles** - The next two sausage sizzle rosters are up on the noticeboard. They are for April 7th and May 26th. It would be nice to see some new members involved with these, as it is often the same faces involved. The profits (almost \$6000 per year) from these events go a long way to keeping fees down and the Club well resourced.

**Bunnings Easter Family Night** - This will be on Thursday March 21st from 6pm to 8pm. Once again some helpers will be required. We will be able to display, sell toys, take orders and talk to potential members. Bunnings had over 420 children and adults at their Christmas Family Night, so this will hopefully be a worthwhile event for the Woodies. A roster is on the noticeboard, so please add your name.

**Members' Meetings** - As the March meeting was cancelled as per Club policy on Public Holidays, our next Members' Meeting will be on 8th April when we are hoping to have a manager from Total Tools and one or two of their reps. attending as speakers.

**Current Grant applications** - An application has been submitted for a Fed. Govt. Men's Shed Grant to run a Level 1 First Aid Course for 20 members. If successful, the course will be conducted by BCAL over two days, each day for catering for 10 participants. It will be a full day course with lunch provided and there will be zero cost for participants. Further details later. We're hoping for a positive response re. the grant.

An application has also been submitted for a BCSC Community Grant to replace our only lathe that isn't electronically speed controlled. We'll cross our fingers for that one too. No grants are certainties.

**Annual Fees due on 31st March** - Our annual Subs of \$70 are due this month. It is preferred if this is paid by direct deposit. We look forward to each of you continuing to be a valued Woodies member, however if anyone has difficulties with payment at this time, please speak confidentially with Frank Kisvarda.

## MEMBER PROFILE



### Tess Knight

My parents were of Maltese descent born in Egypt who migrated to Australia in 1948, five years before I was born. Growing up in Burwood, my siblings and I enjoyed a fairly simple life as did many of our friends. We grew a lot of our own fruit and vegetables and kept a few chickens. My maternal grandparents lived with us, so the work around the house and garden was shared, making it a little easier for all. While 'time saving' equipment wasn't readily available, life was pretty good.

I learnt from a pretty young age that most things that are worthwhile require a little effort to achieve. I was lucky to have parents who valued education for all, not just for the boys. They worked hard to make sure we all had the opportunity to continue to study if we wanted to. After finishing secondary school, I initially gained a diploma of secondary teaching. After taking a break to travel, during which time I worked in factories, waitressing and cleaning, I returned to study and completed a degree in Psychology with a PhD. I retired last year from the position of Head of School of Psychology at the Cairnmillar Institute. I loved my work and continue to write with some of my colleagues in the field of developmental psychology.

Even as a little kid, I loved watching my dad in the shed. Dad was a toolmaker by trade but he liked to build things from wood. I remember telling him that I wanted to build furniture when I grew up and he informed me that my grandfather (who I never met, as dad's family had migrated to England) was a carpenter and that it must be in my blood. Well, life sometimes just takes its course and we busy ourselves with other things, albeit interesting things.

I obviously continued to bring up the topic of working with wood whenever the opportunity arose, and to my pleasant surprise my friend Kaye (clearly a good listener, and who you all know from the wood turning group) gave me my first set of wood carving tools for my 50th birthday. It's taken me 20 years to finally start working with those tools and the medium I have loved for many years. The smell and feel of wood is beyond pleasurable.

I don't live in Wonthaggi or the surrounding area - my home is in Mornington. I have wanted to join a Men's Shed or something similar for some time but mostly the ones I have come across hold fast to the name. I was pleased to hear that Woodies was for all who are interested. Kaye and I use Fridays to catch up enjoying lunch and filling in on

each of our recent news after a morning at Woodies.

Woodies is most welcoming. The supervisors and experienced members have been so generous with their time, patience and assistance. I have always thought of myself as someone who will have a go at anything without any expectation of becoming an expert. The joy is in the learning and there are many people at Woodies to learn from.



## Sorry about this one, but I couldn't pass it by ....

Downright rude or innovative? Either way, one Perth driver's car has gone viral for its provocative number plate. What's more impressive is how this driver managed to get past state transport officials after almost 1000 applications for personalised number plates were deemed too offensive for WA road users to see in the last financial year. Can't see it?? Turn the picture upside down.



**Teacher:** "Johnny, why do you seem a bit unhappy today?"

**Johnny:** "Because my mum is at the hospital and my dad is at the police station."

**Teacher:** "Oh, I'm sorry to hear that, dear. Do you want to go home?"

**Johnny:** "Yes, please."

**After Johnny has left the classroom, the teacher asks his classmates,**

**"Why is Johnny's father at the police station and his mother at the hospital?"**

**Classmates:** "Because his father is a policeman and his mum's a nurse."



**QUESTION:** *How do you keep mindful of the importance of health and safety, both at the Woodies and in your home workshop? There are so many aspects, but most apply to us all.*

*One way is to have a mantra - to keep reminding yourself of a particular aspect, or health and safety in general.*

*Here's a lot of options .... and a challenge - pick one or two for yourself for the month. When your mind starts wavering or a short cut seems the easiest way, or you catch yourself doing something wrong or careless .....*

***STOP!!!** - remind yourself of your mantra, have a break and a drink of water, then go back to it with a rejuvenated mindset. You won't have lost much time, but you may have saved some trauma.*

## **STAY SAFE .... STAY HEALTHY**

1. Don't be a fool - use the proper tool.
2. Sharp tools are safer tools.
3. Safety rules are your best tools.
4. The safe way is the only way.
5. Safety First .... avoid the worst.
6. Never give safety a day off.
7. Safety first because injuries last.
8. Work smart from the start.
9. Safety is by choice, not by chance.
10. Don't be hasty when it comes to safety.
11. Risk takers are accident makers.
12. Were you safe today, or just lucky?
13. Luck runs out, but safety is good for life.
14. Your good health is your greatest wealth.
15. If you don't think it is safe, it probably isn't.
16. Don't rush – speed puts safety at risk.
17. Rush it and risk it - not a safe choice.
18. Think you're safe? Well, think again, and again...
19. Stop! Think! Then act.
20. Be aware, take care.
21. No Safety, Know Pain. Know Safety, No Pain.
22. Turn your attention to accident prevention.

23. Do your work with pride, put safety in every stride.
24. Safety is a full-time job – not just when it's convenient.
25. Safety is not a one-time event – it is an ongoing process.
26. Safety is a full-time job, don't make it a part-time practice.
27. Your hands don't come with a lifetime warranty.
28. Prepare and prevent, don't repair and repent.
29. The door to safety swings on the hinges of common sense.
30. Safety: what you forget can lead to regret.
31. With safety glasses tight, you'll surely keep your sight.
32. Don't be safety blinded, be safety minded.
33. Safety is gainful, accident is painful
34. Machines and tools do not have brains - use your own well.
35. Don't learn safety by accident.
36. Shortcuts cut life short.
37. Safety is something that happens between your ears, not something you hold in your hands.
38. Safety is a culture, not a task – embrace it.
39. Accidents hurt, safety doesn't.
40. Safety first is safety always
41. If you think safety rules are a pain. Try having an accident.

***If you're unsafe, it also puts others at risk and adds trauma for them too.***

***Here's a few to think carefully about when at the Woodies -***

1. If you mess up, 'fess up.
2. Safety is a team effort – look out for each other.
3. An injury to one is an injury to all.
4. Safety saves sickness, suffering and sadness for more than just you.
5. There are no dumb questions, but lots of dumb mistakes. If you're not sure, ask!
6. Make it your mission to address an unsafe condition.
7. Don't turn your back on safety; if it's unsafe, report it!



## WOODIES @ WORK



**Above:** The toymakers at their Tuesday workshop session showing some of their completed toys including some new models. The little 'bubble cars' have become popular and are especially attractive with their colourful wheels. From left - Stephen Rosendale, Marion Kerry Bob King, Peter Myers and Amanda Robbins.

**Below:** A closer look at some of the completed and 'under construction' current models.



### REQUEST BY THE TOY GROUP

*We are running short of suitable timber.*

If you have any timber in your 'stash' at home - aww c'mon ... we all have one!!

..... Can you spare some to keep the toy group actively creating their wonderful array of toys??

..... Or can you arrange to get some from someone you know eg. a builder's offcuts??

..... Or can you suggest where we can get some??

For example, we're going to approach Bunnings.


**PLEASE RING PETER MYERS FOR DETAILS IF YOU THINK YOU CAN HELP OUT.**

## WOODIES @ WORK

Wayne Taylor has just completed this set of drawers. Made of Radiata Pine with a darker unknown timber for the inlay, it's certainly very effective use of contrasting timbers. Wayne's known signature feature of a casket style top has access via a lift-off lid and is a very attractive and practical creation.



### BELOW is our new Sales Card

<i>Wonthaggi Woodcrafters Inc.</i>	Name:
NAME:	
Desc:	Club #:
Timber:	Item #:
Finish:	Price \$
 <a href="http://www.wonthaggiwoodcrafters.com.au">www.wonthaggiwoodcrafters.com.au</a>	

## WOODIES @ WORK

Below and at right are some photos of the recently completed Huon Pine dresser created by Lex Van Saane.

Lex says it was very pale and insipid looking until he used dewaxed white shellac when the timber features seemed to burst into life. It was then sealed with EEE ultra shine wax to give it a silky smooth feel. He used this after great advice from Neil Ellis about the best ways to use his U-Beaut products. Lex is very pleased with the outcome, and is loathe to put anything on, or into it. Of course we know that he may likely be overruled on that one!



## So, what is it about HUON PINE that's so attractive?

Huon pines are some of the oldest living organisms on Earth. A stand of trees in excess of 10,500 years old was found in 1955 in western Tasmania on Mount Read. Each of the trees in this stand is a genetically identical male that has reproduced vegetatively.

Huon pine (*Lagarostrobos franklinii*) is only found in Tasmania, and there is no other species of *Lagarostrobos* in existence today. Huon is also known as Macquarie pine, although it is actually a podocarp (*Podocarpaceae*), not a true pine (*Pinaceae*).

Huon pine has a rich golden texture, and an exquisite smell and touch. A unique quality of Huon pine is the unusual figuring that sometimes occurs, giving the impression of birds' eyes on the surface of the wood. When this occurs, which is rare, it is actually called 'birds eye Huon pine', making it extremely valuable.

Estimates of the area of living Huon pine vary, but are in the order of 10,500 hectares. In addition there are about 800 hectares of standing, fire-killed pine. The current area of remaining pine is the remnant of a much wider original range that has been reduced by fire, inundation, logging and mining. Huon pines are the oldest living trees in Australia and the second oldest in the world - only the North American bristle cone lives longer. [Cont. Page 7](#)

## WOODIES @ WORK

**From page 6** - Huon pines can live for 3,000 years, meaning some were seedlings before the Greeks invented democracy and well before Julius Caesar was born.

Huon Pine is one of the world's most durable timbers. Specimens have been dug up from under the soil and dated to 38,000 years old, still in excellent condition. It contains an oil – methyl eugenol – which makes it resistant to most boring insects, including termites and marine borers, and therefore very attractive to wooden boat builders. Huon pine timber is soft and light and extremely stable, making it wonderful furniture material.

These days, demand for Huon pine boards and slabs by contemporary furniture makers, both professional artisans and enthusiastic amateurs, greatly exceeds supply.

Because of the long life of individual trees, tree rings from Huon Pine have been used for dendrochronology to establish a record of climate variation.

Conservation - an estimated 15% of Huon's habitat has been lost through inundation for hydroelectric schemes and to fire over the past 100 years or so. Extensive logging in the past has removed nearly all large trees, but there is re-growth nearly everywhere. One stand of the species has been made available for access to craft wood from dead and downed timber under a strict licensing system. It is illegal to cut living trees.



**Above:** Some of the carving group in action recently. Eight Woodies were at work, everyone focusing on their own unique piece of creativity. In the foreground, three carvers (Nicole, Tess and Sandra) put full concentration into their work. In the background are Ron, John H. and Mel.





**Above:** The Woodies has applied for a Grant to get a new lathe. This will mean that all our lathes have electronic speed change and will allow us to then redesign the layout of the turning workshop. To make the area more flexible, Neil Lenne is arranging to build these trolleys to store attachments and other items for each lathe, thus allowing us to get rid of the inflexible, permanent wall benches currently in place. If you would like to help Neil make these, let him know.



**Above:** This beautiful little Blackwood jewellery box was made by Mel Day. She's designed it in a heart shape taking advantage of the natural branch shape with a bark inclusion down one side. A small heart-shaped piece of pine on the top enhances the effect perfectly.

# JOKES OF THE MONTH



As my Grandad always used to say "as one door closes, another opens"  
Lovely man  
Terrible cabinet maker...

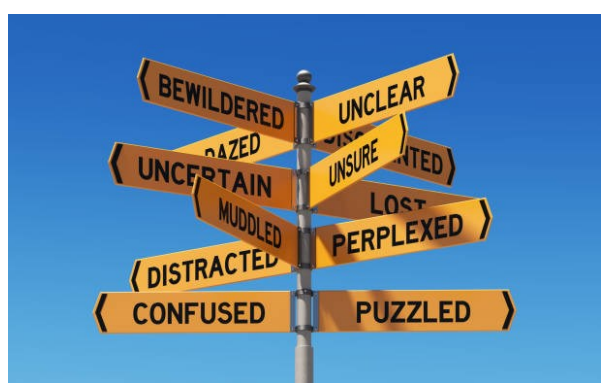
A local construction company needed to hire another worker, two applicants had done an aptitude test and the foreman was informing the second person that the first person would be hired.  
  
"There were ten questions, we both answered nine right, how come he got the job?" the second applicant asked.  
  
"Well," the foreman replied, "You both missed number five, but he answered, *I don't know*, and you answered, *Neither do I.*"



## BEWARE! CONFUSING SIGNS



YEP, these are actually Aussie signs - as if driving today's roads isn't hard enough. **The one below is probably the most ACCURATE!!**





## LINKS & WEBSITES TO EXPLORE

Below are some instructional YouTube links that would be good for all woodworkers to watch. Two are to do with the most common machine used for almost all woodcrafters - and the problems that may arise if you're not careful. The other is how to efficiently use the most maligned tool in the woodturners kit - *Syd Gordon*.

Jay Bates - Video on bandsaw accident cutting round parts. Nothing gory! Some very confronting slow motion to demonstrate what can happen.

<https://www.youtube.com/watch?v=86Z1Q3cf5iw>

Alex Snodgrass – Workshop on setting up and using a bandsaw.

<https://www.youtube.com/watch?v=wGbZqWac0jU>

Allan Batty - Extremely good instruction on using the skew chisel. Well worth watching the whole thing.

[https://www.xvideos.com/video65533131/lesbo\\_teen](https://www.xvideos.com/video65533131/lesbo_teen)



## MORE WEBSITES AND LINKS TO EXPLORE

THE 250 BEST WORKSHOP TRICKS. It's old, but what a fun resource from Woodworkers Journal. They call them 'Tricks of the Trade', and here they've collated over 250 of these tricks - all by different contributors. Have a read - everyone should be able to get some good ideas out of these.

<https://www.woodworkersjournal.com/wp-content/uploads/ShopTricksBook.pdf>

Relief carving for beginners.

<https://improvethewood.com/relief-carving-for-beginners/>

Making a wood lathe steady rest.

<https://the-shed-and-beyond.blogspot.com/2012/06/homemade-lathe-steady.html>

## Black Eggs of Mount Hakone

Woodies member Steve Edge, is currently in Japan and sent me the top left photo of a large rock egg. Apparently, the egg from the volcano adds seven years to your life if consumed at the site. But **not** the big display one! Great advertising ploy though. The standard size eggs can only be found in Owakudani, where they are cooked in the sulphur mine waters every day. Hens' eggs with light-coloured shells are immersed in the volcanic water for an hour at a temperature of 80°C. The iron contained in the sulphur penetrates the shell and starts to turn it black by means of a chemical reaction. After being steamed at 100°C for a further 15 minutes, the shell becomes black like coal. The inside of the egg remains white and yellow; only the shell changes colour.



## WHAT TOOL IS THIS?

### Last Month's Mystery Tool -



A "Jack of All Trades" combination tool. Includes full complement of "features" to get in the way when working.

### This Month's Mystery Tool

CLUE: This tool could be used with some of the machines we have at the Woodies.



## USE THINGS PROPERLY PLEASE

As you've read in Neil's President's Report, it is essential that members using lathes ALWAYS check a couple of things at the end of their session. The reasons should be obvious!!

1. Check that **the speed controller** is set to **0** or lowest speed. (**PLEASE make sure it is not accidentally set to highest speed.**)

\*\*Conversely, before you start a lathe check the speed is set to 0, then work up to get the correct start speed for your work piece.

2. If you have used **the spindle lock**, check that it has been released. The location and operation of this lock varies from lathe to lathe. If unsure ask your Supervisor. This lock is mainly for indexing, but is more often used to assist in taking off accessories, usually the chuck.

\*\*The result of starting the lathe with the lock engaged could cause damage to the pin or indexing rotor or worse, damage to the motor.



### \*\*\*URGENT REQUEST\*\*\*

Please send any relevant articles, photos of interest or your latest project, items to buy or sell, woodworking tips, tricks and jigs, or just any general suggestions for the Newsletter to -

**woodiesnews@gmail.com**

## BIRTHDAYS FOR MARCH



**A very happy birthday to the following Members –**

**Nicole Betts**

**Neil Croll**

**Frank Dunienville**

**Gordon Garbutt**

**Shane Gilmore**

**Kaye Illingworth**

**Susan Partridge**

**Amanda Robbins**

**Eric Thorpe**

**Johan Vaessen**

**Greg Walker**

**There are still a few birthdays not on our records. If we've missed you, please let Alan Hurst know or email - [woodiesnews@gmail.com](mailto:woodiesnews@gmail.com)**

## SAVINGS ON EXPENDABLES

**NEW STOCK HAS NOW ARRIVED IN BULK, SO PRICES ARE MINIMISED:** Shellawax, Glow, EEE, super glue and sandpaper. All items are on-sold at cost price. We also have earmuffs, safety glasses and Covid-safe masks if you'd like to wear one. If you are interested in purchasing any of these items, see your session supervisor for prices and availability. ***If you have any thoughts about other items the Club could purchase in bulk for resale, speak to a Supervisor or to purchasing officer - Neil Bateman.***

## NEW MEMBERS

**Welcome to new members -**

**Arnie Wierenga**

**Beate Schroder**

**Total membership is now 106, with a couple more interested.**

**Current members, please introduce yourselves and make all our newer members welcome at the Woodies.**

## CONTRIBUTIONS TO NEWSLETTER SEGMENTS?

If you have any funny stories, articles, *Tips, Tricks & Jigs*, favourite gadgets, items to sell or buy, interesting websites, pictures of things you've created or work in progress, send them to - [woodiesnews@gmail.com](mailto:woodiesnews@gmail.com)  
**Articles must be received no later than the 16<sup>th</sup> of the month please**, to be included in the next Newsletter.

## WOODIES CLASSIFIEDS

There are two categories; 'For Sale' if you have any tools or equipment you want to liquidate, and "Wanted" for those of you who are looking for preloved tools or equipment that other members may be willing to part with. There is no cost.

All you need to do to get an advert in, is write a short description (including contact details) of the item that you are selling, or wish to buy and send it to [woodiesnews@gmail.com](mailto:woodiesnews@gmail.com) along with any photographs where appropriate.

**Entries must be received by 16th of the month to be included in the next newsletter. Items will appear in two consecutive newsletters unless sold or otherwise requested.**

## THANKS TO WONTHAGGI WOODIES' SPONSORS

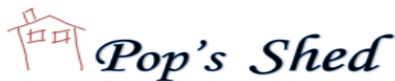
\*\*\*\*\* *They support us, please support them* \*\*\*\*\*



Cnr. White Road & McKenzie St, Wonthaggi  
**Ph: 5671 4000**



33 -35 Murray Street, Wonthaggi  
 (directly opposite Woolworths Supermarket)  
 & 2460 Bass Hwy, Bass (in the Service Centre)



10b/286-288 Maroondah Hwy,  
 Chirside Park  
**Ph: 9727 0611**



**Address** 2/5-7 Korumburra Road  
 Wonthaggi, Wonthaggi, VIC  
 3995  
**Phone** (03) 5672 5522



80-82 Osborne  
 Ave Springvale Victoria 3171  
**(03) 8549 9999**



72-90 Bilson Street  
 Wonthaggi, 3995, Victoria Australia  
**Phone: 03 5632 3920**



U6/3b Newlands Road  
 Reservoir, VIC 3073  
**Phone: 03 9448 8300**



Unit 2, 10-14 Capital Drive, Grovedale  
**Ph: 03 5243 0522**



*THE WONTHAGGI WOODY* is the monthly  
 newsletter of Wonthaggi Woodcrafters Inc.

**NEWSLETTER EDITOR - Alan Hurst**

[woodiesnews@gmail.com](mailto:woodiesnews@gmail.com)